

# Technical data sheet

## EnviroCoil®

### Universal coil cleaner



#### Special Features

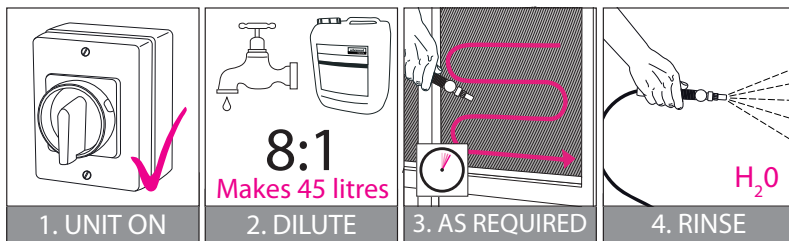
- Safe to use – indoors or outdoors

EnviroCoil® is an effective detergent-based cleaner for air conditioning coils. Its mild formulation makes it perfect for use in almost any maintenance scenario, either indoors or outdoors. EnviroCoil® is an environmentally friendly coil cleaner - it contains no acids, no phosphates, no harmful solvents, no Sodium Hydroxide and no Potassium Hydroxide. What's more, its surfactants are almost totally biodegradable.

#### PRODUCT SPECIFICATION

Name	EnviroCoil®
Product Code	S010167GB, S010330GB
Packing Quantity (ml, L)	4 x 5 Litres, 1 x 205 Litre
Packing Size (L x H x D cm)	40 x 30 27, 29 x 40 x 23, 60 x 95
Shipping Weight (kg)	22.16, 22.38, 219.73
Shipping Volume (m3)	0.0324, 0.0267, 0.0342
Soils	Dirt and grease deposits

## Directions of use



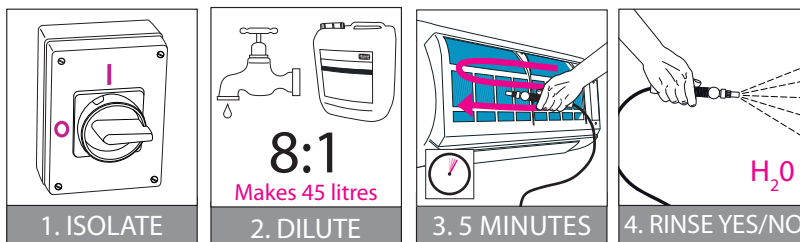
#### Evaporator coils - Larger Systems and air handling units

Dilution: 8 parts water.

If possible, leave air flow on – allowing suction to ensure complete coil penetration. If not possible, turn air flow on immediately after application. Apply diluted EnviroCoil® with a low pressure sprayer set on a coarse spray pattern. Start cleaning at top of coil and work methodically across and down. Saturate coil to run-off point. Rinse away dirt and contamination with clean water. Rinse water is not hazardous and will not harm any surrounding materials or equipment.

**EnviroCoil®**  
**Danger**  
**Contains Sodium Metasilicate**

H315: Causes skin irritation. H318: Causes serious eye damage. P261: Avoid breathing spray. P262: Do not get in eyes, on skin, or on clothing. P271: Use only outdoors or in a well-ventilated area. P280: Wear protective gloves / protective clothing / eye protection / face protection. P302+350: IF ON SKIN: Gently wash with plenty of soap and water. P305+351+338: IF IN EYES: Rinse cautiously with water for several minutes. Remove contact lenses, if present and easy to do. Continue rinsing.



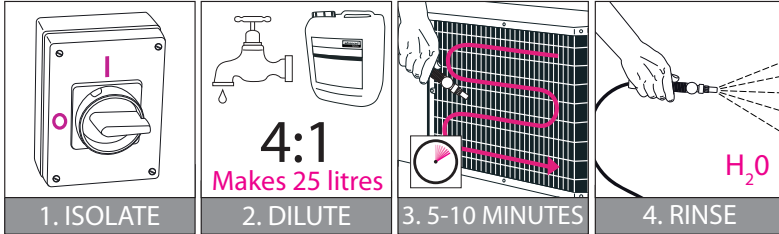
#### Split style units - Smaller and split units

Dilution: 8 parts water

Turn off unit and isolate electrics. Apply diluted EnviroCoil® with a low pressure sprayer set on a coarse spray pattern. Start cleaning at top of coil and work methodically across and down. Soak the coil. Allow product to work for five minutes. No rinsing required - cooling process should naturally rinse coil. However, heat pump systems should be rinsed. Turn unit on.

# Technical data sheet

## Continued:



### Air-cooled condensers

Dilution: 4 parts water.

Apply diluted EnviroCoil® with a low pressure sprayer set on a coarse spray pattern. Allow product to work for 5-10 minutes. Rinse away dirt and contamination with clean water. Rinse water is not hazardous and will not harm any surrounding materials or equipment. Start cleaning at top of coil and work methodically down and across. Cleaning is more effective if condenser is still warm.



### Air filters

Dilution: 2 parts water

EnviroCoil® can also be used to clean electronic air filters. Turn unit and fans off. Dilute with 2 parts water, spray liberally and allow to penetrate for 5 minutes. Rinse thoroughly with clean water.